



solid solutions to better hardscapes

Paver Clean™

PREPARE

Paver Surfaces Before Sealing

REMOVE

Stains, Minerals, Rust and Fungus

RESTORE

Paver Color and Beauty



SRW Products: Providing All-Around Protection

PW PAVER WASH

The Best Seal Starts With Paver Wash™

PW Paver Clean is a general-purpose paver wash. It is a must-use product to prepare pavers for sealing. This multi-purpose wash can tackle polyhaze, efflorescence and ground-in dirt.

Benefits

- Opens surface pores to accept sealer
- Restores original paver color
- Contains no muriatic acid or hydrochloric acid

User Tips

See full instructions on back page

1. Wait 60–90 days for new pavers to cure before applying.
2. Spot treat rust, grease, or fungus before applying.
3. Prolonged contact of cleaner on metal or other surface may result in etching or damage.
4. Saturate vegetation before and after application.



Cleanup & Storage

Clean sprayer and tools with soap and warm water. Keep from freezing. Store container in a cool area with cap or lid firmly in place.

A MUST-USE Product for Sealer Preparation!



Available in 1 & 5 gal. containers
Coverage: Up to 200 ft²/gal*



1 Sealer Preparation

- Opens pores to accept sealer
- Restores paver color
- Removes residual chemicals

2 Cleans Surface

- Removes dirt and debris
- Tackles polyhaze
- Dissolves minerals & efflorescence

3 Easy to Use

- Easy 4-Step Process
- Use sprinkler can then rinse with water
- No need to dilute

EF EFFLORESCENCE

EF Paver Clean is a fast-acting product that dissolves efflorescence (white mineral deposits that dull pavers).

Benefits

- Dissolves mineral deposits & restores paver color
- Prepares surface for sealer & rinses clean with water
- Contains no muriatic acid or hydrochloric acid

User Tips

See full instructions on back page

1. Wait 60–90 days for new pavers to cure before applying.
2. Spot treat rust, grease, or fungus before applying.
3. Prolonged contact of cleaner on metal or other surface may result in etching or damage.
4. Saturate vegetation before and after application.




Cleanup & Storage

Clean sprayer and tools with soap and warm water. Keep from freezing. Store container in a cool area with cap or lid firmly in place.



Available in 1 & 5 gal. containers
Coverage: Up to 200 ft²/gal*



XY XYLENE

Fast-acting solvent used to thin and dissolve acrylic sealers. Used to aid in the clean-up of tools and over-spray.

Available in 1 & 5 gal. containers



SS SEALER STRIPPER

Works Great on Graffiti & Carpet Adhesive!

Industrial strength biodegradable sealer stripper. Used to aid in removal of sealing and curing compounds.

Available in 1 & 5 gal. containers



*Coverage may vary depending on surface and application. **Not for use on sealed surfaces.

NEW 2015
PRODUCT

Paver Clean™

MC MOLD, MOSS & MILDEW

MC Paver Clean™ is a concentrated formula that breaks down mold, moss, mildew, lichen and algae deep-down at its source. This fast-working, heavy-duty product works without pressure washing, scrubbing or rinsing and is suitable for any outdoor hard surface including pavers, concrete, brick, shingles, asphalt and wood, for great-looking outdoor spaces all year round.

User Tips


See full instructions on back page

1. Follow mixing instructions for maximum effectiveness.
2. If accidentally sprayed onto vegetation, rinse with water.
3. For excessive staining, re-apply 1-2 months after initial treatment. Do not apply more than 6 times per year.




Cleanup & Storage

Clean tools with soap and warm water. Keep from freezing.



Before



After

Available in 1qt. & 1 gal. containers
Coverage: Approx. 750–2200 ft²/gal*

Benefits

- Breaks down mold, moss, mildew, lichen & algae deep-down at its source
- Non-acidic, no-bleach



CD CLEANER & DEGREASER

CD Paver Clean is a concentrated spot treatment cleaner that removes grease, oil and dirt from paver surfaces. This fast-working, heavy-duty product dissolves stains and rinses clean with water. Use on pavers, concrete, brick, masonry, wetcast and colored/stamped concrete.

User Tips

See full instructions on back page

1. Do not use on sealed surfaces.
2. Test this product in a small discrete area before full application.



Cleanup & Storage

Clean tools with warm water. Keep from freezing.



Before



After

Available in 1qt. containers
Coverage: Spot Treatment*

Benefits

- Removes grease, oil & dirt
- Rinses clean with water
- Heavy-duty spot treatment



RE RUST ELIMINATOR

RE Paver Clean is a heavy-duty concentrated spot treatment that removes rust caused by metal, hard water, high iron aggregate and fertilizer granules. This fast-acting, heavy-duty product dissolves rust stains and rinses clean with water. Use on pavers, concrete, brick and masonry.

User Tips

See full instructions on back page

1. Do not use on sealed surfaces.
2. Do not apply on wetcast.
3. Not recommended for poured (stamped/colored) concrete.
4. Test this product in a small discrete area before full application.



Cleanup & Storage

Clean tools with warm water. Keep from freezing.



Before



After

Available in 1qt. containers
Coverage: Spot Treatment*

Benefits

- Removes rust and hard water stains
- Rinses clean with water
- Fast-acting spot treatment



Get answers to our most commonly asked questions at www.SRWproducts.com.
Call us toll-free at 800-752-9326 or
e-mail customerservice@srwproducts.com

SRW
PRODUCTS

solid solutions to better hardscapes



Instructions Made Easy!

SRW Paver Clean products feature this simple 4-step process to save you time and money.
See product label for full product details.

